




62501

First Basic B.Sc. Nursing Examination, May/June 2008  
**ANATOMY AND PHYSIOLOGY**



Total Duration: Section A + B + C = 3 Hours

Section B &amp; C Marks : 60

**SECTION - B & SECTION - C**

- Instructions:**
- 1) *All questions are compulsory.*
  - 2) *The number to the right indicates full marks.*
  - 3) *Draw diagrams wherever necessary.*
  - 4) *Do not write anything on the blank portion of the question paper. If written anything, such type of act will be considered as an attempt to resort to unfair means.*

**SECTION - B****Anatomy**

2. Answer the following (any three out of four): (3×5=15)
  - a) Difference between small and large intestine. Add note on atrial supply.
  - b) Curvature of the vertebral column.
  - c) Adductor canal or subsartorial canal or Hunter's canal.
  - d) Blood supply and Lymphatic drainage of mammary gland.
  
3. Long answer question. (1×7=7)

Describe the uterus under following headings :

  - a) Relations
  - b) Supports
  - c) Applied anatomy.
  
4. Long answer question. (1×8=8)

Describe the tongue under following headings :

  - a) Gross anatomy
  - b) Muscles and their action
  - c) Nerve supply.



SECTION - C  
Physiology

5. Answer the following (any three out of four) : (3×5=15)
- ✓ a) Describe in brief Rh blood group system. What is erythroblastosis foetalis ?
  - b) Describe different types of movements in small intestine. What is antiperistalsis ?
  - c) Enumerate the hormones secreted by anterior pituitary. Describe in brief physiological actions of growth hormone. What is the effect of excess of growth hormone secretion ?
  - ✓ d) Draw and label a diagram showing different lung volumes and capacities. Describe in brief vital capacity.
6. ✓ Enumerate various mechanisms of regulation of blood pressure. Describe baroreceptor and renin mechanism. (1×7=7)
7. Describe the process of erythropoiesis. Write in brief about the factors regulating erythropoiesis. Name the type of anaemia produced due to absence of each factor. (1×8=8)
-



62501

First Basic B.Sc. Nursing Examination, May/June 2011  
**ANATOMY AND PHYSIOLOGY**

Total Duration: Section A + B + C = 3 Hours

Section B & C Marks: 60

SECTION - B & SECTION - C



**Instructions :** 1) *All questions are compulsory.*

2) *The number to the **right** indicates full marks.*

3) *Draw diagrams wherever necessary.*

4) *Do not write anything on the blank portion of the question paper. If written anything, such type of act will be considered as an attempt to resort to unfair means.*

SECTION - B

Anatomy

2. Answer the following (any three out of four) : (3×5=15)
- a) Boundaries and content of femoral triangle. 5
  - b) Axillary Lymph nodes. 5
  - c) Supports of uterus. 5
  - d) Tympanic membrane. 5
3. Describe the Hip joint under the following :
- a) Articular surface. 1
  - b) Ligaments. 3
  - c) Movements and muscles participate in movements. 3
4. Describe the Thyroid gland under the following headings :
- a) Relations. 2
  - b) Blood supply. 3
  - c) Applied anatomy. 3

62501

SECTION - C

Physiology



5. Answer the following (any three out of four) : (3×5=15)
- a) Describe the mechanism of skeletal muscle contraction.
  - b) Factors affecting blood pressure.
  - c) Composition of blood and functions of blood.
  - d) Functions of liver.
6. Discuss composition and functions of pancreatic juice. (1×7=7)
7. Discuss the chemical control of respiration. (1×8=8)
-



9

**First Basic B.Sc. Nursing Examination, Summer 2012**  
**ANATOMY AND PHYSIOLOGY**

Total Duration: Section A + B + C = 3 Hours

Section B & C Marks: 60

SECTION – B & SECTION – C

- Instructions:**
- 1) All questions are compulsory.
  - 2) The number to the right indicates full marks.
  - 3) Draw diagrams wherever necessary.
  - 4) Do not write anything on the blank portion of the question paper. If written anything, such type of act will be considered as an attempt to resort to unfair means.

SECTION – B  
(Anatomy)

2. Answer the following (any three out of four) : (3×5=15)
  - a) Uterus
  - b) Kidney
  - c) Stomach
  - d) Differentiate between small intestine and large intestine.
3. Name different types of joint and explain the synovial joint with the help of a diagram. (1×7=7)
4. Draw a labeled diagram and explain the blood supply of the heart. (1×8=8)

SECTION – C  
(Physiology)

5. Answer the following (any three out of four) : (3×5=15)
  - a) Functions of blood
  - b) Functions of liver
  - c) Composition and functions of gastric juice
  - d) Physiology of hearing.
6. Enumerate the functions of kidneys. Describe in short the process of micturition. (1×7=7)
7. Describe in sequence the events that occur in heart during the cardiac cycle. (1×8=8)



62501

**First Basic B.Sc. Nursing Examination, Summer 2013**  
**ANATOMY AND PHYSIOLOGY**

Total Duration: Section A + B + C = 3 Hours      Section B & C Marks: 60

**SECTION – B & SECTION – C**

**Instructions:** 1) *All questions are compulsory.*

2) *The number to the right indicates full marks.*

3) *Draw diagrams wherever necessary.*

4) *Do not write anything on the blank portion of the question paper. If written anything, such type of act will be considered as an attempt to resort to unfair means.*

**SECTION – B**

**(Anatomy)**

2. Answer the following (any **three** out of four) : (3×5=15)
- a) Supports of uterus
  - b) Muscles of Gluteal region
  - c) T.S of spinal cord
  - d) Structure of Ear.
3. Describe the hip joint under the following headings : (1×7=7)
- a) Articular surfaces 1
  - b) Ligaments 3
  - c) Movements and muscles causing them. 3
4. Describe heart under the following headings: (1×8=8)
- a) Structure of heart 3
  - b) Conduction system of heart 3
  - c) Blood supply. 2

**P.T.O.**



SECTION – C  
(Physiology)

5. Answer the following **any three** out of four : (3×5=15)
- a) Digestion of carbohydrate
  - b) Menstrual cycle
  - c) Pulmonary circulation
  - d) Rh incompatibility.
6. Explain the mechanism of Respiration and the chemical control of respiration. (1×7=7)
7. Enumerate the factors involved in blood coagulation and describe the mechanism of clotting. (1×8=8)
-

BSC  
1st  
2014



62501

**First Basic B.Sc. Nursing Examination, Summer 2014  
ANATOMY AND PHYSIOLOGY**

Total Duration : Section A + B + C = 3 Hours

Section B & C Marks : 60

**SECTION – B & SECTION – C**

- Instructions :**
- 1) Use **blue/black** ball point pen only.
  - 2) Do not write anything on the **blank portion of the question paper**. If written anything such type of act will be considered as an attempt to resort to unfair means.
  - 3) **All** questions are **compulsory**.
  - 4) The number to the **right** indicates **full** marks.
  - 5) Draw diagrams **wherever** necessary.
  - 6) Distribution of syllabus in Question Paper is only meant to cover entire syllabus within the stipulated frame. The Question paper pattern is a mere guideline. Questions can be asked from any paper's syllabus into any question paper. Students cannot claim that the Question is out of syllabus. As it is only for the placement sake, the distribution has been done.
  - 7) **Use** a common answer book for **all** Sections.

**SECTION – B**

**(30 Marks)**

**Anatomy**

2. Answer the following (any three out of four) : **(3x5=15)**
  - a) Classification of bones
  - b) Deltoid muscle
  - c) Blood supply of stomach
  - d) Name the chambers of heart and openings in the right atrium
3. Describe the mammary gland under the following headings : **(1x7=7)**
  - a) Morphology **3**
  - b) Lymphatic drainage **2**
  - c) Applied anatomy **2**

P.T.O.



62501



4. Describe the hip joint under the following headings :

(1x8=8)

- a) Type. 1
- b) Articular surfaces. 2
- c) Ligaments. 2
- d) Movements & muscles producing them. 3

SECTION – C

(30 Marks)

Physiology

5. Answer the following (any three out of four) :

(3x5=15)

- a) Functions of white blood cells.
- b) Write a note on vital capacity.
- c) Functions of placenta.
- d) Role of skin in temperature regulation.

6. Describe different phases of cardiac cycle with a well labelled diagram.

(1x7=7)

7. Describe the composition and functions of gastric juice.

(1x8=8)



62501

First BASIC B.SC. NURSING, Winter 2014  
Anatomy and Physiology

Total Duration: Section A+B = 3 Hours

Total Marks :75

---

**Instructions:**

- 1) Use blue/black ball point pen only.
- 2) Do not write anything on the **blank portion of the question paper**. If written anything, such type of act will be considered as an attempt to resort to unfair means.
- 3) **All** questions are **compulsory**.
- 4) The number to the **right** indicates **full marks**.
- 5) Draw diagrams **wherever** necessary.
- 6) Distribution of syllabus in Question Paper is only meant to cover entire syllabus within the stipulated frame. The Question paper pattern is a mere guideline. Questions can be asked from any paper's syllabus into any question paper. Students cannot claim that the Question is out of syllabus. As it is only for the placement sake, the distribution has been done.
- 7) Use a common answer book for all section.

## Section "A" (42 Marks)

## Anatomy

1. Short answer question (**any six** out of seven) :

(6x5=30)

- a) Synovial joint
- b) Classification of bones according to shape with examples
- c) Sartorius muscle
- d) Boundaries and contents of axilla
- e) Stomach bed
- f) Relations of right kidney
- g) Muscles of mastication

2. Long answer question (**any one** out of two) :

(1x12=12)

- a) Write in detail blood supply of heart
- b) Describe uterus under following heads i) Gross anatomy and Relations ii) Support iii) Applied Anatomy

## Section "B" (33 Marks)

## Physiology

3. Short answer question (**any four** out of five) :

(4x5=20)

- a) Write the functions of liver.
- b) Describe in brief the actions of growth hormone.
- c) Explain the transmission of an impulse across the Neuro-muscular junction.
- d) Write a note on functions of kidney.

4. Long answer question :

(1x13=13)

- a) Draw a well labelled diagram of conducting system of human heart.
- b) Describe in detail various parts of conducting system with its applied importance.

6

7

OR

Long answer question :

(1x13=13)


- c) Describe in detail the gaseous exchange across the respiratory membrane.
- d) Describe in brief the transport of O<sub>2</sub> in blood.

6

7

---

2



**First Basic B.Sc. Nursing Examination, Summer 2015**  
**ANATOMY AND PHYSIOLOGY**

Total Duration : Section A + B = 3 Hours

Total Marks : 75

**SECTION – A & SECTION – B**

- Instructions :**
- 1) Use **blue/black** ball point pen only.
  - 2) **Do not** write anything on the **blank portion of the question paper**. If written anything, such type of act will be considered as an attempt to resort to unfair means.
  - 3) **All** questions are **compulsory**.
  - 4) The number to the **right** indicates **full** marks.
  - 5) Draw diagrams **wherever** necessary.
  - 6) Distribution of syllabus in Question Paper is only meant to cover entire syllabus within the stipulated frame. The Question Paper pattern is a mere guideline. Questions can be asked from any paper's syllabus into any question paper. Students cannot claim that the Question is out of syllabus. As it is only for the placement sake, the distribution has been done.
  - 7) **Use** a common answer book for **all** Sections.

**SECTION – A (42 Marks)**

**Anatomy**

1. Short answer question (**any six** out of seven) : **(6×5=30)**
  - a) Mitochondria.
  - b) Deltoid muscle.
  - c) Femoral Triangle.
  - d) Define Mediastinum. Mention its division and enumerate the contents of middle mediastinum.
  - e) Draw neat labelled diagram showing anterior relations of left kidney.
  - f) Describe nerve supply of tongue.
  - g) Describe blood supply of thyroid gland.

P.T.O.



2. Long answer question (**any one** out of two) : (1×12=12)
- a) Describe stomach under the following heads :
- a) Gross structure and relations (3)
  - b) Blood supply (3)
  - c) Lymphatic drainage (3)
  - d) Applied Anatomy (3)
- b) Describe synovial joint under following heads :
- a) Structure (3)
  - b) Classification (3)
  - c) Mechanism of lubrication (3)
  - d) Applied Anatomy (3)

### SECTION – B (33 Marks)

#### Physiology

3. Short answer questions (**any four** out of five) : (4×5=20)
- a) Functions of Testosterone.
  - b) Enumerate the different blood group system. Importance of determination of blood groups.
  - c) Different mechanism for regulating body temperature.
  - d) Functions of thyroid hormones. Add a note on hypothyroidism.
  - e) Cerebrospinal fluid.

4. Long answer question : (1×13=13)
- a) Define and describe the process of blood coagulation. 6
  - b) Composition and functions of gastric juice. Write briefly about phases of gastric secretion. 7

OR

- Long answer question : (1×13=13)
- c) Describe the process of Oxygen transport from lungs to tissues. 6
  - d) Define and draw a diagram of cardiac cycle. Describe the ventricular events in cardiac cycle. 7

**First BASIC B.Sc. NURSING, Winter 2015**  
**Anatomy and Physiology**

Total Marks : 75

Total Duration: Section A+B = 3 Hours

**Instructions:**

- 1) Use **blue/black** ball point pen only.
- 2) **Do not** write anything on the **blank portion of the question paper**. If written anything, such type of act will be considered as an attempt to resort to unfair means.
- 3) **All** questions are **compulsory**.
- 4) The number to the **right** indicates **full** marks.
- 5) Draw diagrams **wherever** necessary.
- 6) Distribution of syllabus in Question Paper is only meant to cover entire syllabus within the stipulated frame. ~~The Question paper pattern is a mere guideline. Questions can be asked from any paper's syllabus into any question paper. Students cannot claim that the Question is out of syllabus. As it is only for the placement sake, the distribution has been done.~~
- 7) Use a common answer book for **all** sections.

**Section "A" (42 Marks)**  
**Anatomy**

(6x5=30)

1. Short answer question (**any six** out of seven) :

- ~~a) Classification of synovial joints with one example 4~~
- ~~b) Interior of right atrium 1~~
- ~~c) Relations of urinary bladder 1~~
- ~~d) Sternocleidomastoid muscle 1~~
- ~~e) Blood supply and lymphatic drainage of mammary gland 2~~
- ~~f) Bronchopulmonary segments 2~~
- ~~g) Structure and function of skin. 2~~

(1x12=12)

2. Long answer question (**any one** out of two) :

- a) Describe the thyroid gland under the following headings:  
(i) Morphology & situation, (ii) Relations, (iii) Blood supply, (iv) Clinical anatomy
- ~~b) Describe the stomach under the following headings:  
(i) Parts & gross anatomy, (ii) Visceral & peritoneal relations, (iii) Lymphatic drainage,  
(iv) Applied anatomy 5~~

**Section "B" (33 Marks)**  
**Physiology**

(4x5=20)

3. Short answer question (**any four** out of five) :

- ~~a) Enumerate hormones secreted by anterior pituitary gland. Write a note on Acromegaly. 2~~
- ~~b) Functions of Plasma proteins. 1~~
- ~~c) Draw and describe Neuromuscular junction. 2~~
- ~~d) Write a short note on ovulation. 1~~
- ~~e) Define Reflex. Draw a neat labelled diagram of reflex arc. 2~~

P.T.O.

62501



4. Long answer question :

(1x13=13)

a) Enumerate phases of Deglutition. Describe the second phase of deglutition.

6

b) Describe lung volumes and capacities with the help of a neat labelled diagram.

7

OR

Long answer question :

(1x13=13)

c) Classify White blood cells. Write the characteristics and functions of each type.

6

d) Define Cardiac Output. Explain the factors regulating cardiac output.

7

62501

**First Basic B.Sc. Nursing Examination, Winter 2016**  
**ANATOMY AND PHYSIOLOGY**

Total Duration: Section A+B = 3 Hours

Total Marks : 75

- Instructions :**
- 1) Use **blue/black** ball point pen only.
  - 2) **Do not** write anything on the **blank portion of the question paper**. If written anything, such type of act will be considered as an attempt to resort to unfair means.
  - 3) **All** questions are **compulsory**.
  - 4) The number to the **right** indicates **full** marks.
  - 5) Draw diagrams **wherever** necessary.
  - 6) Distribution of syllabus in Question Paper is only meant to cover entire syllabus within the stipulated frame. The Question paper pattern is a mere guideline. Questions can be asked from any paper's syllabus into any question paper. Students cannot claim that the Question is out of syllabus. As it is only for the placement sake, the distribution has been done.
  - 7) Use a common answerbook for **all** section.

**SECTION – "A" (42 Marks)**

**(Anatomy)**

1. Short answer question (any six out of seven) : (6x5=30)
  - a) Endoplasmic reticulum.
  - b) Biceps brachii muscle.
  - c) Popliteal fossa.
  - d) Define mediastinum. Mention its division and enumerate contents of superior mediastinum.
  - e) Draw neat labelled diagram of posterior relations of right kidney.
  - f) Structure and functions of skin.
  - g) Fibromuscular or mechanical supports of the uterus.
  
2. Long answer question (any one out of two) : (1x12=12)
  - a) Describe pancreas under following heads :
    - i) Relations (7)
    - ii) Blood supply (3)
    - iii) Applied anatomy. (2)

P.T.O.



62501



- b) Describe bones under following heads:
- i) Classification (7)
  - ii) Blood supply (3)
  - iii) Applied anatomy. (2)

**SECTION – "B" (33 Marks)**

**(Physiology)**

3. Short answer question (**any four** out of five) : (4x5=20)
- a) Role of Skin in Temperature regulation.
  - b) Composition and Functions of Saliva.
  - c) Ovulation.
  - d) Functions of cerebellum.
  - e) Functions of Stomach.

4. Long answer question : (1x13=13)
- a) Define Haemostasis and write the functions of Platelets. 6
  - b) Enumerate the steps in Haemostasis. Describe the intrinsic pathway of Haemostasis. 7

OR

- Long answer question : (1x13=13)
- c) Define GFR. Explain the factors affecting GFR. 6
  - d) Explain briefly the counter current multiplier mechanism of Kidney. 7



62501

**First Basic B.Sc. Nursing Examination, Summer 2016**  
**ANATOMY AND PHYSIOLOGY**

Total Duration : Section A + B = 3 Hours

Total Marks : 75

**SECTION – A & SECTION – B**

- Instructions :**
- 1) Use **blue/black** ball point pen only.
  - 2) **Do not** write anything on the **blank portion of the question paper**. If written anything, such type of act will be considered as an attempt to resort to unfair means.
  - 3) **All** questions are **compulsory**.
  - 4) The number to the **right** indicates **full** marks.
  - 5) Draw diagrams **wherever** necessary.
  - 6) Distribution of syllabus in Question Paper is only meant to cover entire syllabus within the stipulated frame. The Question paper pattern is a mere guideline. Questions can be asked from any paper's syllabus into any question paper. Students cannot claim that the Question is out of syllabus. As it is only for the placement sake, the distribution has been done.
  - 7) **Use** a common answerbook for **all** sections.

**SECTION – A**  
**(Anatomy)**

**(42 Marks)**

1. Short answer question (**any six** out of seven) : **(6×5=30)**
  - a) Classification of bones according to shape and write it's functions
  - b) Blood supply of heart
  - c) Relations and ligaments of spleen
  - d) Nerve supply of tongue
  - e) Enumerate formation and branches of brachial plexus
  - f) Structures under cover of gluteus maximus muscle
  - g) Functional areas on superolateral surface of brain.
  
2. Long answer question (**any one** out of two) : **(1×12=12)**
  - a) Describe the uterus under the following heads :
    - i) size, shape, normal position and angulation
    - ii) parts of uterus
    - iii) supports of uterus
    - iv) Applied anatomy.

**P.T.O.**



- b) Describe the left lung under the following heads :
- i) features
  - ii) root
  - iii) mediastinal surface
  - iv) Applied anatomy.

**SECTION – B**  
**(Physiology)**

**(33 Marks)**

3. Short answer question (**any four** out of five) :

**(4×5=20)**

- a) Write a note on sarcomere
- b) Composition and functions of saliva
- c) Conducting system of heart
- d) Mechanisms for body temperature regulation
- e) Write a note on diabetes mellitus.

4. Long answer question :

**(1×13=13)**

- a) Define and classify Anaemia.
- b) Describe process of urine formation.

**6**

**7**

**OR**

- Long answer question :

**(1×13=13)**

- c) Enumerate functions of lungs. Add a note on Oxygen-Haemoglobin dissociation curve.
- d) Define Menstrual cycle. Write briefly about phases of menstrual cycle.

**6**

**7**



62501

**First Basic B.Sc. Nursing Examination, Summer 2017**  
**ANATOMY AND PHYSIOLOGY**

Total Duration : Section A + B = 3 Hours

Total Marks : 75

- Instructions:**
- 1) Use **blue/black** ball point pen only.
  - 2) **Do not** write anything on the **blank portion of the question paper**. If written anything, such type of act will be considered as an attempt to resort to unfair means.
  - 3) **All** questions are **compulsory**.
  - 4) The number to the **right** indicates **full** marks.
  - 5) Draw diagrams **wherever** necessary.
  - 6) Distribution of syllabus in Question Paper is only meant to cover entire syllabus within the stipulated frame. The Question paper pattern is a mere guideline. Questions can be asked from any paper's syllabus into any question paper. Students cannot claim that the Question is out of syllabus. As it is only for the placement sake, the distribution has been done..
  - 7) **Use** a common answerbook for **all** Sections.

SECTION – A

(Anatomy)

(42 Marks)

1. Short answer question (any six out of seven) : (6×5=30)
  - a) Boundaries and contents of axilla.
  - b) Interior of the right atrium.
  - c) Sartorius muscle.
  - d) Primary supports of uterus.
  - e) Differences between the small intestine and large intestine.
  - f) Nerve supply of tongue.
  - g) Morphological and functional divisions of cerebellum.
  
2. Long answer question (any one out of two) : (1×12=12)
  - a) Describe rectus sheath under following heads :
    - i) Definition and Features 3
    - ii) Formation 3
    - iii) Contents 3
    - iv) Function and Applied anatomy. 3

P.T.O.

62501



- b) Describe left kidney under following heads :
- i) Anterior relations 3
  - ii) Posterior relations 3
  - iii) Arterial supply 2
  - iv) Venous drainage 2
  - v) Applied anatomy. 2

SECTION – B

(Physiology)

(33 Marks)

3. Short answer question (any four out of five) : (4×5=20)
- a) Rh incompatibility.
  - b) Puberty.
  - c) Composition and Functions of Cerebrospinal Fluid (CSF).
  - d) Actions of Thyroid hormone. Add a note on Hyperthyroidism.
  - e) Explain the mechanism of muscle contraction.
4. Long answer question : (1×13=13)
- a) Describe the structure, synthesis and functions of Haemoglobin. Add a note on Anaemia. 6
  - b) Define Cardiac Output. Explain the factors regulating Cardiac Output. 7

OR

- Long answer question : (1×13=13)
- c) Describe the Composition and Functions of Pancreatic juice. 6
  - d) Describe transport of Oxygen from lungs to the tissues. Draw a neat labelled diagram of Oxygen-Haemoglobin dissociation curve. 7

---



62501

**First Basic B.Sc. Nursing Examination, Winter 2017**  
**ANATOMY AND PHYSIOLOGY**

Total Duration : Section A + B = 3 Hours

Total Marks : 75

**SECTION – A & SECTION – B**

- Instructions :**
- 1) Use **blue/black** ball point pen only.
  - 2) **Do not** write anything on the **blank portion of the question paper**. If written anything, such type of act will be considered as an attempt to resort to unfair means.
  - 3) **All questions are compulsory.**
  - 4) The number to the **right** indicates **full** marks.
  - 5) Draw diagrams **wherever** necessary.
  - 6) Distribution of syllabus in Question Paper is only meant to cover entire syllabus within the stipulated frame. The Question paper pattern is a mere guideline. Questions can be asked from any paper's syllabus into any question paper. Students cannot claim that the Question is out of syllabus. As it is only for the placement sake, the distribution has been done.
  - 7) Use a common answerbook for all sections.

**SECTION – A (42 Marks)**

**(Anatomy)**

1. Short answer question (**any six** out of seven) : (6×5=30)
  - a) Secondary cartilaginous joint.
  - b) Stomach bed.
  - c) Popliteal fossa.
  - d) Bronchopulmonary segments.
  - e) Supports of uterus.
  - f) Sternocleidomastoid muscle.
  - g) Muscles of mastication.
2. Long answer question (**any one** out of two) : (1×12=12)
  - a) Describe shoulder joint under the following headings :
    - i) Type and articular surfaces (2)
    - ii) Ligaments (3)
    - iii) Movements and muscles producing movements (4)
    - iv) Applied anatomy (3)

P.T.O.



- b) Describe parotid gland under the following headings :
- i) Gross structure and relations (3)
  - ii) Blood supply (3)
  - iii) Nerve supply (3)
  - iv) Applied Anatomy (3)

SECTION – B (33 Marks)

(Physiology)

3. Short answer question (**any four** out of five) : (4×5=20)
- a) Functions of Bile.
  - b) Mechanisms of Blood Pressure regulation.
  - c) Spermatogenesis.
  - d) Functions of Skin.
  - e) Define Diabetes Mellitus and explain Physiological actions of Insulin Hormone.
4. Long answer question. (1×13=13)
- a) Describe the process of Blood Coagulation. Write a note on bleeding time and clotting time. 6
  - b) Describe the Neural regulation of Respiration. 7
- OR
- Long answer question :
- c) Define GFR. What are the factors regulating GFR ? 6
  - d) Define and classify immunity. Write a note on role of B Lymphocytes in immunity. 7



62501

**First Basic B.Sc. Nursing Examination, Summer 2017**  
**ANATOMY AND PHYSIOLOGY**

Total Duration : Section A + B = 3 Hours

Total Marks : 75

- Instructions:**
- 1) Use **blue/black** ball point pen only.
  - 2) **Do not** write anything on the **blank portion of the question paper**. If written anything, such type of act will be considered as an attempt to resort to unfair means.
  - 3) **All** questions are **compulsory**.
  - 4) The number to the **right** indicates **full** marks.
  - 5) Draw diagrams **wherever** necessary.
  - 6) Distribution of syllabus in Question Paper is only meant to cover entire syllabus within the stipulated frame. The Question paper pattern is a mere guideline. Questions can be asked from any paper's syllabus into any question paper. Students cannot claim that the Question is out of syllabus. As it is only for the placement sake, the distribution has been done..
  - 7) **Use** a common answerbook for **all** Sections.

SECTION – A

(Anatomy)

(42 Marks)

1. Short answer question (any six out of seven) : (6×5=30)
  - a) Boundaries and contents of axilla.
  - b) Interior of the right atrium.
  - c) Sartorius muscle.
  - d) Primary supports of uterus.
  - e) Differences between the small intestine and large intestine.
  - f) Nerve supply of tongue.
  - g) Morphological and functional divisions of cerebellum.
  
2. Long answer question (any one out of two) : (1×12=12)
  - a) Describe rectus sheath under following heads :
    - i) Definition and Features 3
    - ii) Formation 3
    - iii) Contents 3
    - iv) Function and Applied anatomy. 3

P.T.O.



62501



- b) Describe left kidney under following heads :
- i) Anterior relations 3
  - ii) Posterior relations 3
  - iii) Arterial supply 2
  - iv) Venous drainage 2
  - v) Applied anatomy. 2

SECTION – B

(Physiology)

(33 Marks)

3. Short answer question (any four out of five) : (4×5=20)
- a) Rh incompatibility.
  - b) Puberty.
  - c) Composition and Functions of Cerebrospinal Fluid (CSF).
  - d) Actions of Thyroid hormone. Add a note on Hyperthyroidism.
  - e) Explain the mechanism of muscle contraction.
4. Long answer question : (1×13=13)
- a) Describe the structure, synthesis and functions of Haemoglobin. Add a note on Anaemia. 6
  - b) Define Cardiac Output. Explain the factors regulating Cardiac Output. 7

OR

- Long answer question : (1×13=13)
- c) Describe the Composition and Functions of Pancreatic juice. 6
  - d) Describe transport of Oxygen from lungs to the tissues. Draw a neat labelled diagram of Oxygen-Haemoglobin dissociation curve. 7

---



62501

**First Basic B.Sc. Nursing Examination, Winter 2017**  
**ANATOMY AND PHYSIOLOGY**

Total Duration : Section A + B = 3 Hours

Total Marks : 75

**SECTION – A & SECTION – B**

- Instructions :**
- 1) Use **blue/black** ball point pen only.
  - 2) **Do not** write anything on the **blank portion of the question paper**. If written anything, such type of act will be considered as an attempt to resort to unfair means.
  - 3) **All questions are compulsory.**
  - 4) The number to the **right** indicates **full** marks.
  - 5) Draw diagrams **wherever** necessary.
  - 6) Distribution of syllabus in Question Paper is only meant to cover entire syllabus within the stipulated frame. The Question paper pattern is a mere guideline. Questions can be asked from any paper's syllabus into any question paper. Students cannot claim that the Question is out of syllabus. As it is only for the placement sake, the distribution has been done.
  - 7) Use a common answerbook for all sections.

**SECTION – A (42 Marks)**

**(Anatomy)**

1. Short answer question (**any six** out of seven) : (6×5=30)
  - a) Secondary cartilaginous joint.
  - b) Stomach bed.
  - c) Popliteal fossa.
  - d) Bronchopulmonary segments.
  - e) Supports of uterus.
  - f) Sternocleidomastoid muscle.
  - g) Muscles of mastication.
2. Long answer question (**any one** out of two) : (1×12=12)
  - a) Describe shoulder joint under the following headings :
    - i) Type and articular surfaces (2)
    - ii) Ligaments (3)
    - iii) Movements and muscles producing movements (4)
    - iv) Applied anatomy (3)

P.T.O.



- b) Describe parotid gland under the following headings :
- i) Gross structure and relations (3)
  - ii) Blood supply (3)
  - iii) Nerve supply (3)
  - iv) Applied Anatomy (3)

SECTION – B (33 Marks)

(Physiology)

3. Short answer question (**any four** out of five) : (4×5=20)
- a) Functions of Bile.
  - b) Mechanisms of Blood Pressure regulation.
  - c) Spermatogenesis.
  - d) Functions of Skin.
  - e) Define Diabetes Mellitus and explain Physiological actions of Insulin Hormone.
4. Long answer question. (1×13=13)
- a) Describe the process of Blood Coagulation. Write a note on bleeding time and clotting time. 6
  - b) Describe the Neural regulation of Respiration. 7
- OR
- Long answer question :
- c) Define GFR. What are the factors regulating GFR ? 6
  - d) Define and classify immunity. Write a note on role of B Lymphocytes in immunity. 7



62501

**First Basic B.Sc. Nursing Examination, Summer 2018**  
**ANATOMY AND PHYSIOLOGY**

Total Duration : Section A + B = 3 Hours

Total Marks : 75

SECTION – A & SECTION – B

- Instructions :**
- 1) Use **blue/black** ball point pen only.
  - 2) Do not write anything on the **blank portion of the question paper**. If written anything, such type of act will be considered as an attempt to resort to unfair means.
  - 3) **All questions are compulsory.**
  - 4) The number to the **right** indicates **full marks**.
  - 5) Draw diagrams **wherever** necessary.
  - 6) Distribution of syllabus in Question Paper is only meant to cover entire syllabus within the stipulated frame. The Question paper pattern is a mere guideline. Questions can be asked from any paper's syllabus into any question paper. Students cannot claim that the Question is out of syllabus. As it is only for the placement sake, the distribution has been done.
  - 7) **Use** a common answerbook for **all** sections.

SECTION – A (42 Marks)

(Anatomy)

1. Short answer question (**any six** out of seven) : (6×5=30)
  - a) Lymphatic drainage of mammary gland.
  - b) Bronchopulmonary segments.
  - c) Boundaries and contents of femoral triangle.
  - d) Constituents of the spermatic cord.
  - e) Relations of urinary bladder in male.
  - f) Sternocleidomastoid muscle.
  - g) Sulci and gyri on superolateral surface of cerebrum.
  
2. Long answer question (**any one** out of two) : (1×12=12)
  - a) Describe synovial joint under following heads :
    - i) Definition 2
    - ii) Characteristics 2
    - iii) Classification with example 6
    - iv) Applied anatomy 2

P.T.O.



- b) Describe the stomach under following heads :
- |                                    |   |
|------------------------------------|---|
| i) External features and relations | 3 |
| ii) Blood supply                   | 3 |
| iii) Lymphatic Drainage            | 3 |
| iv) Applied Anatomy                | 3 |

**SECTION – B (33 Marks)**

**(Physiology)**

3. Short answer question (**any four** out of five) : (4×5=20)
- Enumerate the properties of Skeletal muscle and describe any one in detail.
  - Compare and contrast between cortical and juxtaglomerular nephron.
  - Classify nerve fibers on the basis of conduction velocity and add a note on saltatory conduction.
  - Draw a well labelled diagram of ECG in lead II and give the normal values of all the intervals.
  - Describe the functions of hypothalamus.
4. Long answer question : (1×13=13)
- Define synapse, classify it and enumerate its properties. 6
  - Describe the mechanism of synaptic transmission. 7
- OR
- Long answer question : (1×13=13)
- What is the physiological basis of Blood group ? Name the various Blood groups 6
  - What are the hazards of Blood transfusion ? 7



62501

**First Basic B.Sc. Nursing Examination, Winter 2018  
ANATOMY AND PHYSIOLOGY**

Total Duration : Section A + B = 3 Hours

Total Marks : 75

**SECTION – A and SECTION – B**

- Instructions :**
- 1) Use **blue/black** ball point pen only.
  - 2) **Do not** write anything on the **blank portion of the question paper**. If written anything, such type of act will be considered as an attempt to resort to unfair means.
  - 3) **All questions are compulsory**.
  - 4) The number to the **right** indicates **full marks**.
  - 5) Draw diagrams **wherever necessary**.
  - 6) Distribution of syllabus in Question Paper is only meant to cover entire syllabus within the stipulated frame. The Question paper pattern is a mere guideline. Questions can be asked from any paper's syllabus into any question paper. Students cannot claim that the Question is out of syllabus. As it is only for the placement sake, the distribution has been done.
  - 7) **Use a common answerbook for all Sections**.

**SECTION – A (42 Marks)**

1. Short answer question (**any six** out of seven) : **(6×5=30)**
  - a) Blood supply of long bone.
  - b) Sternocleidomastoid muscle.
  - c) Boundaries and contents of Popliteal fossa.
  - d) Bronchopulmonary segments.
  - e) Porta hepatis.
  - f) Structure of uterus.
  - g) Stomach bed.
  
2. Long answer question (**any one** out of two) : **(1×12=12)**
  - a) Describe shoulder joint under following heads :
    - i) Type and Articular surfaces. **3**
    - ii) Ligaments. **3**
    - iii) Movements and muscles producing movements. **3**
    - iv) Applied Anatomy. **3**
  - b) Describe the parotid gland under the following heads :
    - i) Gross structure and relations. **4**
    - ii) Blood supply. **3**
    - iii) Nerve supply. **3**
    - iv) Applied Anatomy. **2**

P.T.O.



## SECTION – B (33 Marks)

3. Short answer question. (any four out of five) : (4×5=20)
- a) Write a note on structure and functions of Neuron. Draw a neat labelled diagram of Neuron.
  - b) Note on Glomerular filtration rate.
  - c) Note on Rh blood grouping.
  - d) Give Functions of Placenta.
  - e) Note on Sarcomere.
4. Long answer question : (1×13=13)
- a) Describe composition and functions of blood. Add a note on Anaemia. 6
  - b) Enumerate functions of gastric juice. Describe phases of gastric secretion. 7
- OR
- Long answer question : (1×13=13)
- c) Write a note on conduction system of heart. Explain with the help of a neat diagram. 6
  - d) What is Blood Pressure ? Enumerate the factors affecting blood pressure. Add a note on Baroreceptor mechanism of blood pressure regulation. 7
-

**First Basic B.Sc. Nursing Examination, Summer (Phase - II) 2019**  
**ANATOMY AND PHYSIOLOGY**

Total Duration : 3 Hours

Total Marks : 75

- Instructions :**
- 1) Use **blue/black** ball point pen only.
  - 2) **Do not write anything on the blank portion of the question paper.** If written anything, such type of act will be considered as an attempt to resort to unfair means.
  - 3) **All questions are compulsory.**
  - 4) The number to the **right** indicates **full marks.**
  - 5) Draw diagrams **wherever** necessary.
  - 6) Distribution of syllabus in Question Paper is only meant to cover entire syllabus within the stipulated frame. The Question paper pattern is a mere guideline. Questions can be asked from any paper's syllabus into any question paper. Students cannot claim that the Question is out of syllabus. As it is only for the placement sake, the distribution has been done.
  - 7) Use a common answer book for all sections.

**SECTION - A (42 Marks)**  
**(ANATOMY)**

1. Short answer questions (**any six** out of seven) : [6 × 5 = 30]
  - a) Boundaries and contents of femoral triangle.
  - b) Deltoid muscle.
  - c) Endoplasmic reticulum.
  - d) Relations and blood supply of Right kidney.
  - e) Name the extraocular muscles and mention their nerve supply.
  - f) Bronchopulmonary segments.
  - g) Classify synovial joints with examples.
  
2. Long answer questions (**any one** out of two):
  - a) Describe the urinary bladder under the following headings
    - i) Location and shape. [2]
    - ii) Capacity. [1]
    - iii) Relations in male and female. [3]
    - iv) Ligaments. [2]
    - v) Interior of bladder. [2]
    - vi) Applied anatomy. [2]



- b) Describe the thyroid gland under the following headings
  - i) Shape, size and situation. [2]
  - ii) Capsule of thyroid gland. [2]
  - iii) Relations. [3]
  - iv) Blood supply. [3]
  - v) Applied anatomy. [2]

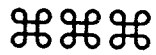
**SECTION - B (33 Marks)**  
(PHYSIOLOGY)

- 3. Short answer questions (any four out of five): [4 × 5 = 20]
  - a) Give the composition and functions of saliva.
  - b) Write a note on functions of WBC.
  - c) Functions of stomach.
  - d) Give the composition and functions of cerebrospinal fluid (CSF)
  - e) Give a flow chart of the conducting system of the heart.

- 4. Long answer questions :
  - a) Enumerate the hormones secreted by anterior pituitary gland. Discuss the actions of thyroid hormones on various metabolisms. [6]
  - b) Add a note on Hyperthyroidism. [7]

OR

- Long answer questions :
  - c) Describe ABO & Rh blood group systems. [6]
  - d) Add a note on erythroblastosis fetalis. [7]



**First Basic B.Sc. Nursing Examination, Winter  
(Phase - III All other remaining UG/PG Course) - 2019  
ANATOMY AND PHYSIOLOGY**

Total Duration : Section A + B = 3 Hours

Total Marks : 75

**SECTION - A & SECTION - B**

- Instructions :**
- 1) Use **blue/black** ball point pen only.
  - 2) **Do not write anything on the blank portion of the question paper.** If written anything, such type of act will be considered as an attempt to resort to unfair means.
  - 3) **All questions are compulsory.**
  - 4) The number to the **right** indicates **full** marks.
  - 5) Draw diagrams **wherever** necessary.
  - 6) Distribution of syllabus in Question Paper is only meant to cover entire syllabus within the stipulated frame. The Question paper pattern is a mere guideline. Questions can be asked from any paper's syllabus into any question paper. Students cannot claim that the Question is out of syllabus. As it is only for the placement sake, the distribution has been done.
  - 7) Use a common answer book for all sections.

**SECTION - "A" (42 Marks)**

**(Anatomy)**

1. Short answer question (any six out of seven) : [6 × 5 = 30]
- a) Cubital fossa.
  - b) Morphological classification of bones.
  - c) Functions of cerebellum.
  - d) Supports of Uterus.
  - e) Sternocleidomastoid muscle.
  - f) Bare areas of liver.
  - g) Adductor canal.

62501

2. Long answer question (**any one** out of two) : [1 × 12 = 12]
- a) Describe heart under following heads:
    - i) External features (3)
    - ii) Valves (3)
    - iii) Blood supply (3)
    - iv) Applied Anatomy (3)
  - b) Describe kidneys under following heads:
    - i) Morphology and Coverings (4)
    - ii) Relations (3)
    - iii) Blood supply (3)
    - iv) Applied Anatomy (2)

**SECTION - "B" (33 Marks)**  
**(Physiology)**

3. Short answer question (**any four** out of five) : [4 × 5 = 20]
- a) Explain Lung Volumes and Capacities with the help of a neat labelled diagram.
  - b) Define Glomerular Filtration Rate and write the factors affecting GFR.
  - c) Functions of Blood.
  - d) Actions of Insulin. Add a note on Diabetes Mellitus.
  - e) Physiology of Hearing.
4. Long answer question : [1 × 13 = 13]
- a) Describe the phases of Menstrual Cycle.
  - b) Write in brief the hormonal regulation of Menstrual Cycle. Add a note on Ovulation.

OR

- Long answer question : [1 × 13 = 13]
- c) Define Arterial Blood Pressure, Systolic BP and Diastolic BP. Write a note on Physiological variations in Blood Pressure.
  - d) Enumerate the Mechanisms of Blood Pressure Regulation. Describe in detail the short term regulation of Blood Pressure

